



# ALINCO

# DJ-G1

VHF FM HANDHELD TRANSCEIVER

**FIRST HANDHELD to have a SPECTRUM SCOPE**



*Displays signals of 7 freqs simultaneously*

- *First 2m HT that has the Channel Scope showing signal strengths of 7 frequencies simultaneously*
- *Sweep scan in the Channel Scope mode.*
- *Receive 70cm-band, have fun in cross-band QSO.*
- *Airband-Rx, pager, CTCSS, various scan modes, auto-dialer, battery save function, and many other features.*




## SPECIFICATIONS

	DJ-G1T	DJ-G1E
Receiving frequency	108.000 - 173.995 MHz 440.000-449.995 MHz	144.000 - 145.995 MHz 430.000-439.995 MHz
Transmit frequency	144.000-147.995 MHz	144.000-145.995 MHz
Modulation	F3E (receive only: A3)	F3E (receive only: A3)
Ant. impedance	50Ω	50
Ant. connector	BNC	BNC
Power supply voltage	7.2 - 12.0 VDC max. 13.8 VDC	
TX current @7.2 VDC HI/MID/LOW @13.8 VDC HI	approx. 1.0A/0.8A/0.4A approx. 1.6A	
RX current @AF200mW 80 squelched battery save mode	approx. 120 mA approx. 55 mA approx. 25 mA ave.	
Frequency stability	5 p.p.m.	
Body dimensions (W x H x D)	50 x 116 x 37 mm	
Body weight	360 gr.	

	DJ-G1T	OJ-G1E
Transmitter	Output HI MID LOW	approx. 5W (13.8 VDC) 2.5W (9VDC) approx. 1W approx. 0.2W
	Modulator	Variable reactance
	Max. deviation	± 5 kHz
	Spurious	not more than -60dB
	MIC impedance	2 kΩ
Receiver-FM	Receiving system	Double conv. super-heterodyne
	IF 1 st/2nd	30.85 MHz/455 kHz
	Sensitivity (12dB SINAD)	TX band center max. -16dBμ RX subband center (about 440 MHz) max. -10dB
	Selectivity = 6dB = 60dB	not less than 12 kHz not more than 30 kHz
	Spurious ratio	not more than -60dB
	AF output (@1 0% distortion)	min 200 mW 80

\*Specifications are subject to change without notice or obligation.

## ACCESSORIES



• EBP-30N Ni-Cd Battery pack (7.2V 700mA)



• EBP-31N Ni-Cd Battery pack (7.2V 1200mA) (Long size)  
• EBP-32N Ni-Cd Battery pack (12 OV 700mA) (Long size)



• EDC-52 Quick Charger (110VAC)  
• EDC-53 Quick Charger (220VAC)




• EDC-55 Charger (110VAC)  
• EDC-56 Charger (220VAC)



• ESC-23 Soft case



• ESC-24 Long Size Soft case



• EJ-16U Tone Squelch Unit



• EMS-B Remote Control Speaker Microphone



• EMS-9 Speaker-Microphone



• EME-12 Headset with earpad & VOX  
• EME-13 Headset with earphone & VOX



• EME-15 Tie-Pin mic and earphone with VOX



• EMEB earphone



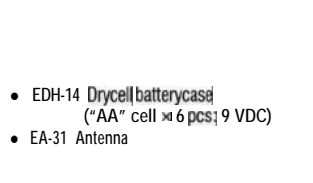
• EDC-36 Cigarette-lighter cable with Filter



• EDC-37 DC cable



• EBC-8 Mobile mount



• EDH-14 Drycell battery case ("AA" cell x 6 pcs; 9 VDC)  
• EA-31 Antenna

Authorized Dealer:



# ALINCO ELECTRONICS INC.

Head Office: "TWIN 21" MID Tower Building 23F  
1-61, 2-Chomei Shiromi, Chuo-ku, Osaka No.540, Japan  
Phone: 06-946-8150 Fax: 06-946-8175 Telex: 63086

U.S.A.: ALINCO ELECTRONICS IINC.  
436 Amapola Ave., Unit 130, Torrance, CA 90501, U.S.A.  
Phone: 310-616-6610 Fax: 310-618-8758

Germany: ALINCO ELECTRONICS GMBH  
Alt Hausen 34, D-60488 Frankfurt am Main, Germany  
Phone: 069-786018 Fax: 069-789-60766

Italy: ALINCO ELECTRONICS S.R.L.  
Via Staffora 35/D, 20090 Opera (Milano), Italy  
Phone: 02-57605160 Fax: 02-57606091

China: ALINCO ELECTRONICS (Beijing Office)  
Beijing Fortune Bldg. Room 918-A  
No. 5 Dong San Huan Bei Lu, Chaoyang District Beijing China  
Phone: 01-501-7561 Fax: 01-501-7560